

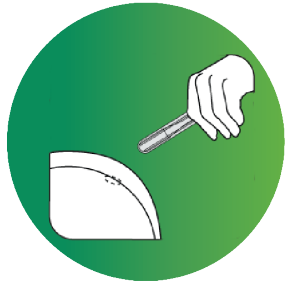
Directions for Rectal Use

NexTemp® Plus


MEDICAL
INDICATORS




Open the package and remove one thermometer and a sheath cover from the dispenser on the top of the box.



Insert the thermometer with the sheath into the rectum until the dot matrix and numbers are completely covered.



Wait 3 minutes before withdrawing the thermometer and sheath from the rectum (discard the sheath immediately).



Read the temperature immediately. The last black dot indicates the correct temperature for NexTemp® Plus thermometers.



The temperature will remain visible for 20 seconds with NexTemp® Plus. Once you have read and recorded the temperature, discard the thermometer.